

AMERICAN BAPTIST CHURCHES U.S.A.

2025 & 2026 BUDGETS

- **AMERICAN BAPTIST MISSION SUPPORT**
 - **ESTIMATED INCOME**
- **UNITED MISSION DISTRIBUTION**
- **ABCUSA BUDGETS**
 - **GENERAL SECRETARY**
 - **MISSION RESOURCE DEVELOPMENT**
 - **REPRESENTATIVE PROCESS**

American Baptist Churches U.S.A.
Valley Forge, PA 19482-0851

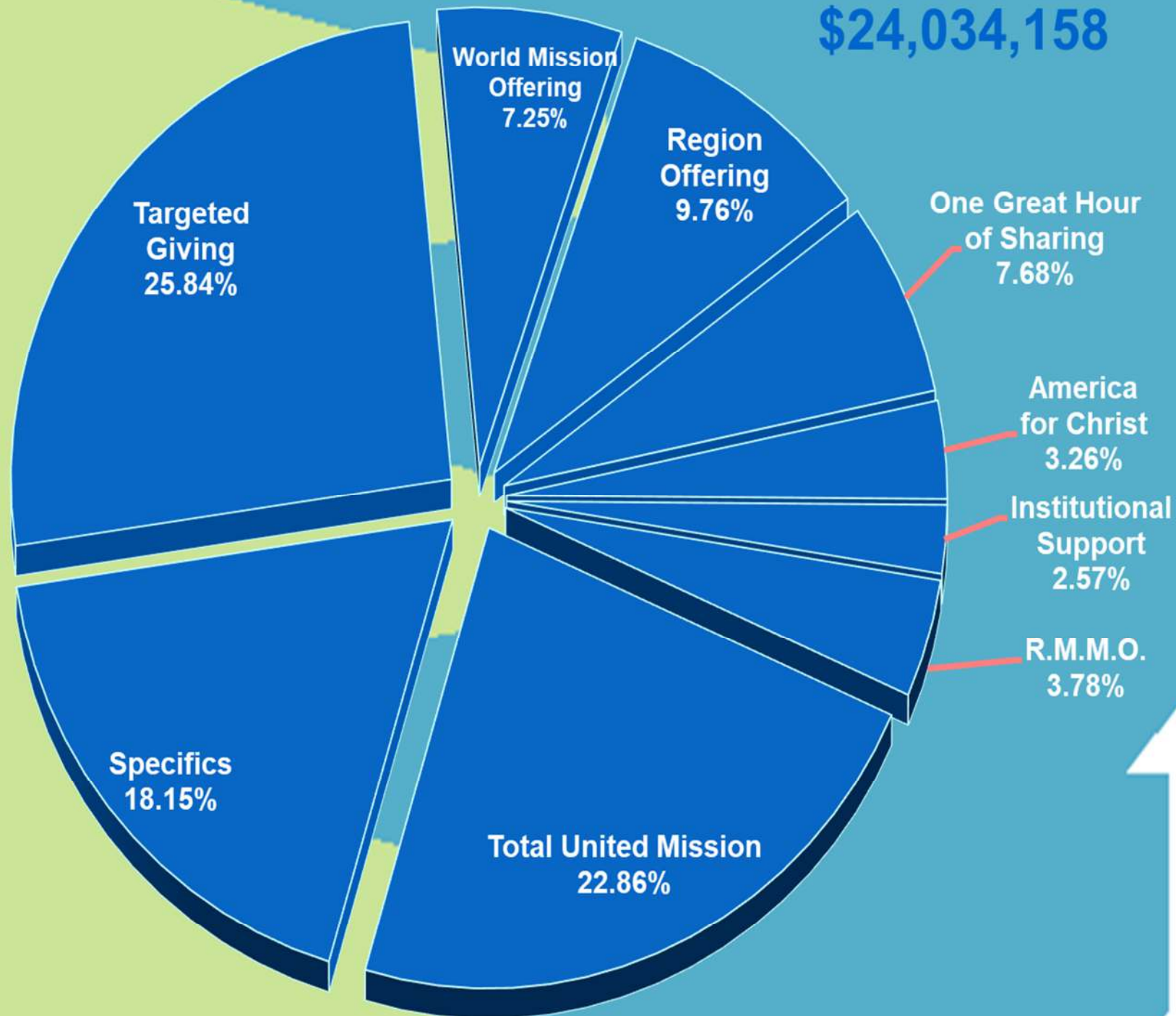
American Baptist Mission Support ESTIMATED INCOME

GIVING CATEGORY	2025 PROJECTED	2024 PROJECTED	2023 ACTUAL	2022 ACTUAL	2021 ACTUAL	2020 ACTUAL	2019 ACTUAL
Total United Mission	5,494,504	\$5,369,882	5,839,471	5,950,008	\$6,343,239	\$6,277,390	\$6,931,866
America for Christ	827,560	\$785,183	835,426	882,869	\$813,232	\$756,142	\$963,287
One Great Hour of Sharing	1,650,034	\$1,850,000	1,584,608	2,800,477	\$2,013,935	\$1,422,593	\$1,352,693
World Mission Offering	1,628,179	\$1,745,943	1,645,952	1,768,284	\$1,811,695	\$1,735,722	\$1,877,959
Retired Ministers & Missionaries Offering	997,237	\$910,261	965,568	1,107,080	\$862,548	\$893,215	\$1,014,763
Region Offering	2,304,025	\$2,349,087	2,240,540	2,735,951	\$2,246,945	\$2,238,565	\$1,923,999
Institutional Support	574,421	\$619,842	575,605	644,057	\$629,418	\$691,861	\$1,331,215
Specifics	4,361,289	\$4,223,684	4,454,660	4,398,070	\$4,505,747	\$4,537,461	\$5,075,248
Targeted Giving	6,196,908	\$6,220,652	6,258,873	6,302,145	\$6,914,992	\$5,524,317	\$5,874,348
TOTAL ABMS	24,034,158	24,074,534	24,400,703	26,588,941	\$26,141,751	\$24,077,266	\$26,345,378

** Flexible Stewardship Plan category's giving rolled into appropriate United Stewardship Plan categories.
Iglesias Bautistas de Puerto Rico is the only region remaining on the Flexible Stewardship Plan.*

2025 ABMS Estimated Income

\$24,034,158



American Baptist Churches in the U.S.A.

2025 & 2026 Budget Highlights

On average UM has been declining annually by 4.05% over the last 5 years from 2019-2023. (See chart below)

The 2025 & 2026 UM shows a decrease of 3.00%. The chart below shows the average decline of UM using actual amounts from 2019-2023.

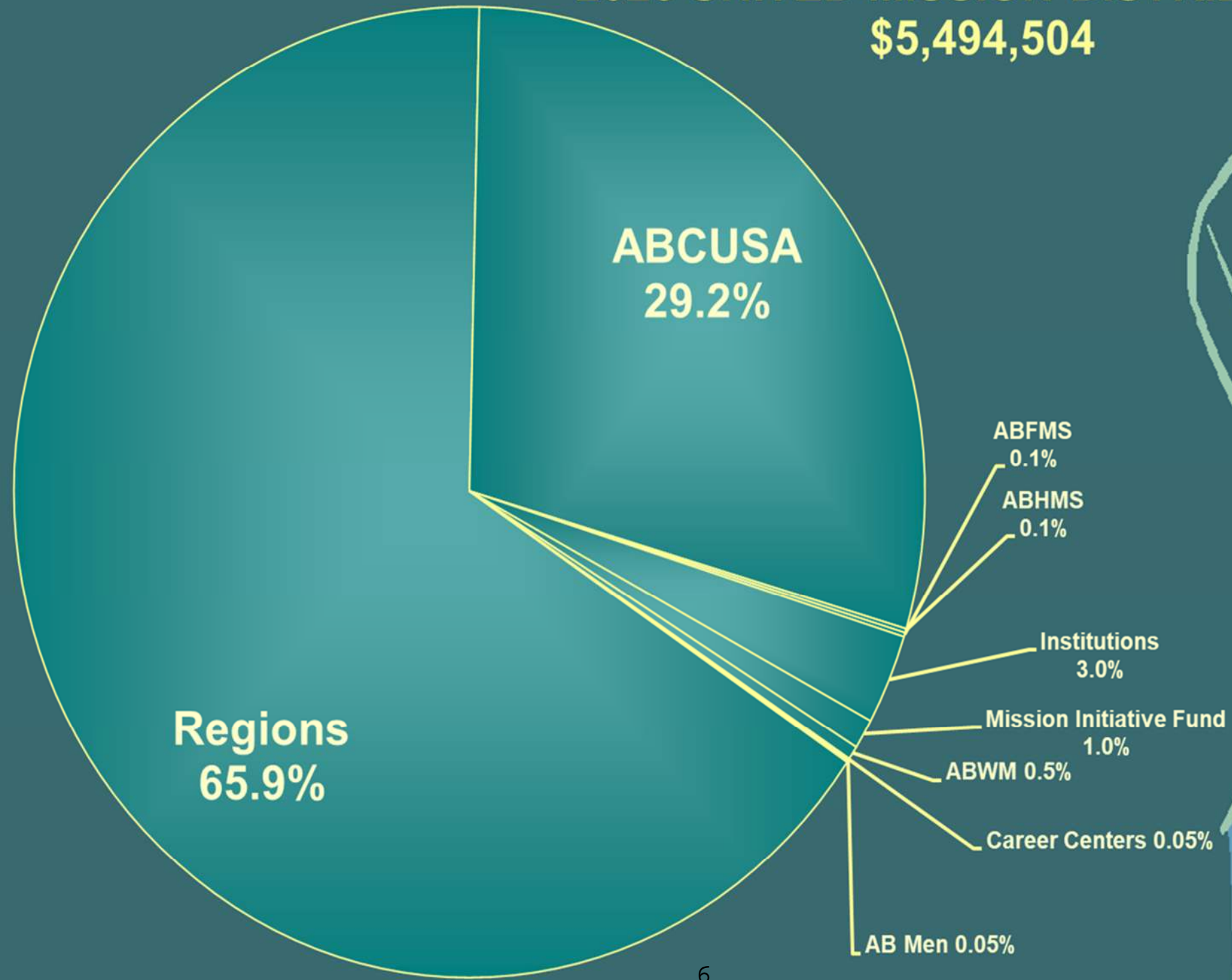
Year	UM\$	Increase/(Decrease) %	Description
2026	\$5,329,669	(3.00)%	Budget
2025	\$5,494,504	(3.00)%	Budget
2024	\$5,664,437	(3.50)%	Budget
2023	\$5,869,626	(1.35)%	Actual *
2022	\$5,950,008	(6.20)%	Actual *
2021	\$6,343,239	1.05%	Actual *
2020	\$6,277,390	(9.44)%	Actual *
2019	\$6,931,866	(4.32)%	Actual *

2025/2026 United Mission Proposed Distribution

	2023 ~5.15% Estimated Allocation	Percent Total Income	2023 Actual	Percent Total Income	2024 ~3.00% Estimated Allocation	Percent Total Income	2025 ~3.00% Estimated Allocation	Percent Total Income	2026 ~3% Estimated Allocation	Percent Total Income	2027 ~3% Estimated Allocation	Percent Total Income
UNITED MISSION	5,619,792		5,839,626		5,664,437		5,494,504		5,329,669		5,169,779	
INSTITUTIONS - Kansas/ABCW	168,594	3.00%	185,957	3.18%	169,933	3.00%	164,835	3.00%	159,890	3.00%	155,093	3.00%
UM Less Institutions	5,451,198	97.00%	5,653,669	96.82%	5,494,504	97.00%	5,329,669	97.00%	5,169,779	97.00%	5,014,686	97.00%
15% LOVE GIFT - ABWM	25,289	0.45%	28,294	0.48%	25,490	0.45%	24,725.27	0.45%	23,983.51	0.45%	23,264.01	0.45%
UM Less Love Gift	5,425,909	96.55%	5,625,375	96.33%	5,469,014	96.55%	5,304,944	96.55%	5,145,795	96.55%	4,991,422	96.55%
1% MISSION INITIATIVE FUND	56,198	1.00%	58,396	1.00%	56,644	1.00%	54,945	1.00%	53,297	1.00%	51,698	1.00%
UM Less Mission Initiative Fund	5,369,711	95.55%	5,566,979	95.33%	5,412,370	95.55%	5,249,999	95.55%	5,092,499	95.55%	4,939,724	95.55%
REGIONS RETURN PERCENTAGE	3,703,443	65.90%	3,848,314	65.90%	3,732,864	65.90%	3,620,878	65.90%	3,512,252	65.90%	3,406,884	65.90%
UM Less Region Returns	1,666,268	29.65%	1,718,665	29.43%	1,679,506	29.65%	1,629,120	29.65%	1,580,247	29.65%	1,532,839	29.65%
1% NET UM TO ABCUSA (EBA)	562	0.01%	584	0.01%	566	0.01%	549	0.01%	533	0.01%	517	0.01%
UM Less 1% Net UM to ABCUSA	1,665,706	29.64%	1,718,081	29.42%	1,678,939	29.64%	1,628,571	29.64%	1,579,714	29.64%	1,532,322	29.64%
NATIONAL PARTNER SUPPORT												
ABHMS	7,500	0.13%	7,500	0.13%	7,500	0.13%	7,500	0.14%	7,500	0.14%	7,500	0.15%
ABFMS	7,500	0.13%	7,500	0.13%	7,500	0.13%	7,500	0.14%	7,500	0.14%	7,500	0.15%
American Baptist Men	2,500	0.04%	2,500	0.04%	2,500	0.04%	2,500	0.05%	2,500	0.05%	2,500	0.05%
AB Historical Soc.	2,500	0.04%	2,500	0.04%	2,500	0.04%	2,500	0.05%	2,500	0.05%	2,500	0.05%
Career Centers	2,500	0.04%	2,500	0.04%	2,500	0.04%	2,500	0.05%	2,500	0.05%	2,500	0.05%
TOTAL NATIONAL PARTNERS	22,500	0.40%	22,500	0.39%	22,500	0.40%	22,500	0.41%	22,500	0.42%	22,500	0.44%
ABCUSA*	1,643,206	29.24%	1,695,581	29.04%	1,656,439	29.24%	1,606,071	29.23%	1,557,214	29.22%	1,509,822	29.20%
TOTAL UNITED MISSION	5,619,792	100.00%	5,839,626	100%	5,664,437	100.00%	5,494,504	100.00%	5,329,669	100.00%	5,169,779	100.00%

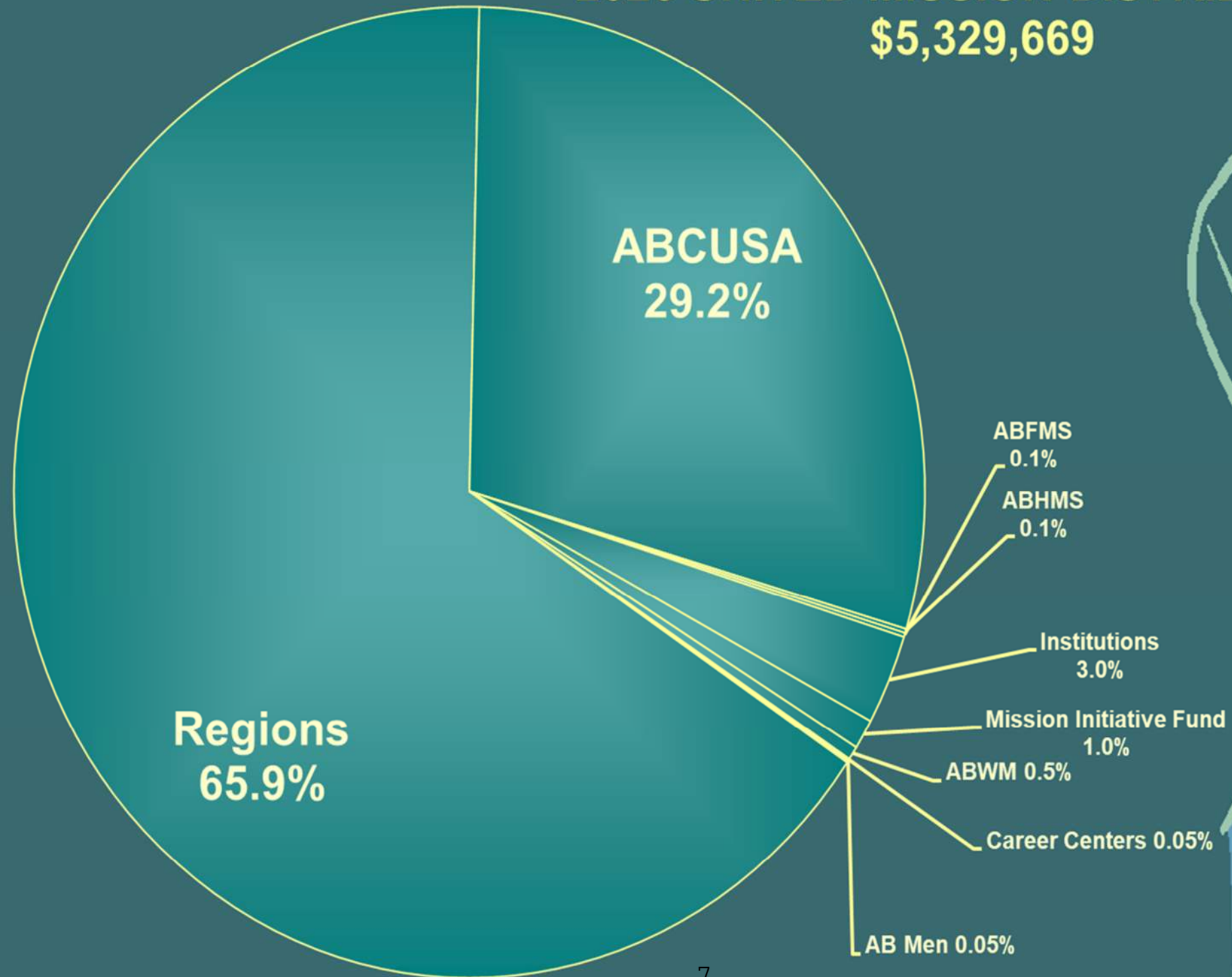
2025 UNITED MISSION DISTRIBUTION

\$5,494,504



2026 UNITED MISSION DISTRIBUTION

\$5,329,669



American Baptist Churches in the U.S.A.

2025- 2026 Budget Highlights

Overall the 2025 budget has a deficit of \$504K. The 2026 Budget has a deficit of \$454K.
The causes of the budget deficit for the 2025 and 2026 Fiscal years are as follows:

Reasons for Deficit in 2025

1. Additional Expenses due to the Biennial are as follows: The Mission Table \$40K, ABCUSA Biennial Grant \$50K, Staff and Board Members travel will increase by \$35K.
2. Two positions will be added for the Development Department, which will have an impact of \$160K. These new positions should help position ABCUSA for revenue growth in the coming years.
There will be an increase in staff of 1 full time and 1 part time person which will have an impact of \$135K in the Mission Resource Department. The new staff should also help with increased revenue due to improved communication.
One position in the accounting department was eliminated, making the net increase in staff equivalent to 2.5 Full time positions.
3. There will be a salary increase of 2.7% across the board which will have an impact of \$55K.
4. There is currently a \$57K deficit for WIM and TM mainly due to declining TM activity.

Total Impact on the 2025 Budget - \$532K

Additional Biennial Expenses – \$125K
Development Department – \$160K
Mission Resource Development – \$135K
Salary Increase - \$55K
TM and WIM - \$57K

Total Impact to the 2025 Budget - \$532K

The Biennial is budgeted separately and has a deficit of \$45K.

Reasons for Deficit Decrease in 2026

1. There will be a savings of \$125K due to a Non-Biennial year.
2. Salaries will increase by 2% with an impact of \$43.5K.

Non-Biennial year - \$125K
Salaries – (43.5K)

Total Deficit Decrease in 2026 - \$96.5K

American Baptist Churches in the U.S.A.

2025- 2026 Budget Highlights

Salaries

Salaries for the 2025 Fiscal year will increase by a modest 2.7%. The salaries for 2026 will increase by 2%. These percentages are on pace with the Cost of Living Index.

Salaries increase compared to Cost of Living Adjustment

	Increase	Cost of Living Adjustment
2024	3%	2.5%
2023	3%	3.2%
2022	2%	8.7%
2021	1%	5.9%
2020	1.7%	1.3%
2019	2%	1.6%

United Mission

Total UM decreased by \$(169,933) comparing estimated data from 2024 and 2025.

	Total UM			ABCUSA UM Allocation	
	Increase (Decrease)			Increase (Decrease)	
2020	(654,476)	-9.44%		(19,577)	-1.13%
2021	65,849	1.05%		3,269	.19%
2022	(393,231)	-6.20%		16,419	.28%
2023	(110,382)	-1.35%		(43,982)	-2.5%
2024	(175,189)	-3.50%		(39,142)	-2.2%
2025	(169,933)	-3.0%		(48,857)	-3.0%
2026	(164,835)	-3.0%		(47,392)	-3.0%

Source Of Funds

REVENUE	BUDGET 2026	BUDGET 2025	BUDGET 2024	BUDGET 2023	ACTUAL 2023	ACTUAL 2022	ACTUAL 2021
MISSION FUNDING	(1,652,214)	(1,699,571)	(1,667,763)	(1,743,587)	(1,751,971)	(1,808,529)	(1,941,456)
GENERAL SECRETARY	(13,000)	(13,000)	(14,000)	(14,000)	(725)	(1,525)	(5,460)
ASSOC GEN SECRETARY	-	-	-	-	-	-	-
TREASURER	-	-	-	-	-	-	-
REGIONAL MINISTRIES	-	-	-	-	-	(1,050)	(50)
COOPERATIVE CHRISTIANITY	-	-	-	-	-	-	(150)
HUMAN RESOURCES	-	-	-	-	-	-	-
OFFICE OF TRAVEL & CONFERENCE	(86,633)	(84,110)	(81,660)	(70,980)	(77,443)	(93,450)	(90,975)
ACCOUNTING	(83,812)	(79,821)	(76,020)	(72,400)	(76,427)	(74,910)	(74,438)
BIENNIAL	-	-	-	(532,854)	(878,966)	-	(228,479)
DENOMINATIONAL EMPHASIS	-	-	-	-	(67,314)	(32,157)	(8,346)
ABC INFORMATION	(58,229)	(53,663)	(54,665)	(54,665)	(57,470)	(45,702)	(179,036)
REPRESENTATIVE PROCESS	-	-	-	-	(1,024)	(1,243)	(1,211)
DEVELOPMENT OFFICE	(90,000)	(75,000)	(50,000)	(50,000)	(1,800)	(4,600)	-
MISSION RESOURCE DEVELOPMENT	-	-	-	-	(2,815)	(1,738)	(3,130)
INFORMATION TECHNOLOGY	(38,033)	(36,460)	(27,962)	(25,862)	(30,766)	(26,896)	(27,794)
NAS - NAME AND ADDRESS	-	-	-	(5,210)	-	(5,414)	(5,414)
BUILDING MANAGEMENT	-	-	-	-	(128)	-	-
TRANSITION MINISTRIES	(600,000)	(600,000)	(600,000)	(580,000)	(633,516)	(657,493)	(439,609)
WOMEN IN MINISTRY	(117,000)	(117,000)	(113,495)	(112,000)	(112,725)	(247,349)	(119,754)
GENERAL COSTS	(1,666,659)	(1,651,823)	(1,366,739)	(1,276,833)	(1,728,006)	(1,889,333)	(1,775,599)
TOTAL SOURCE OF FUNDS	(4,405,581)	(4,410,448)	(4,052,304)	(4,538,391)	(5,421,096)	(4,891,388)	(4,900,900)

Use Of Funds

EXPENSES	BUDGET 2026	BUDGET 2025	BUDGET 2024	BUDGET 2023	ACTUAL 2023	ACTUAL 2022	ACTUAL 2021
MISSION FUNDING	-	-	-	-	-	-	-
GENERAL SECRETARY	478,748	474,317	414,683	427,023	440,244	421,708	431,511
ASSOC GEN SECRETARY	-	-	-	-	-	92	183
TREASURER	375,446	369,264	361,469	347,052	356,450	340,114	323,806
REGIONAL MINISTRIES	257,766	253,423	295,820	294,951	161,815	104,565	34,768
COOPERATIVE CHRISTIANITY	82,000	85,000	83,999	84,000	84,649	81,918	73,690
HUMAN RESOURCES	91,695	90,713	37,500	37,500	41,150	78,678	48,472
OFFICE OF TRAVEL & CONFERENCE	227,266	224,764	226,053	219,556	153,797	197,586	176,609
ACCOUNTING	391,039	388,702	461,642	406,410	463,330	425,102	392,912
BIENNIAL	-	-	-	533,733	1,016,792	-	302,984
DENOMINATIONAL EMPHASIS	-	-	-	-	59,190	40,897	965
ABC INFORMATION	476,958	467,109	492,225	524,884	528,805	719,309	497,210
REPRESENTATIVE PROCESS	273,881	336,281	282,080	362,500	463,225	240,219	210,106
DEVELOPMENT OFFICE	264,029	259,640	-	-	-	3,236	6,109
MISSION RESOURCE DEVELOPMENT	627,302	617,173	482,448	564,637	538,481	458,587	488,929
INFORMATION TECHNOLOGY	190,705	187,820	196,797	176,170	172,655	178,383	238,114
NAS - NAME AND ADDRESS	-	-	-	4,065	-	4,225	4,065
BUILDING MANAGEMENT	201,865	198,267	189,758	197,423	196,531	190,836	194,016
TRANSITION MINISTRIES	656,118	651,096	607,566	616,808	695,185	667,485	528,992
WOMEN IN MINISTRY	125,669	122,955	113,501	125,606	140,983	247,349	147,789
GENERAL COSTS	139,062	187,762	126,047	174,000	206,902	107,156	148,175
TOTAL USE OF FUNDS	4,859,550	4,914,287	4,371,588	5,096,318	5,720,184	4,507,446	4,249,402
Deficit (Surplus)	453,969	503,839	319,284	557,927	299,088	(383,941)	(651,497)

General Secretary

		2026 BUDGET	2025 BUDGET	2024 BUDGET	2023 BUDGET	2023 ACTUAL
REVENUE						
400026	SPECIFIC					
400032	TARGETED GIVING	(3,000)	(3,000)	(4,000)	(4,000)	(375)
507000	MISCELLANEOUS INCOME					(350)
400094	OTHER CONTRIBUTIONS	(10,000)	(10,000)	(10,000)	(10,000)	
REVENUE Total		(13,000)	(13,000)	(14,000)	(14,000)	(725)
EXPENSE						
612104	PER DIEM LABOR					
704100	STAFF DEV - EXEC - TUITION	3,000	3,000	3,000	2,000	
704104	STAFF DEV-EXEC-DUES,SUBS,BKS					1,653
691100	TRAVEL - EXECUTIVE STAFF	40,000	42,000	37,500	30,000	41,748
691102	TRAVEL - SUPPORT STAFF	7,000	7,500	4,000	4,000	8,619
667000	RESOURCES/BOOKS EXPENSE	200	200	200	200	
664000	POSTAGE EXPENSE	500	450	600	1,000	399
663000	TELEPHONE-TOLLS, SPECIAL EXP.	2,500	2,500	1,200	1,200	3,334
663100	TELEPHONE-INTERNET					683
661101	OFFICE SUPPLIES	3,000	3,000	2,500	2,500	4,391
663104	BLACKBERRY CHARGES	1,100	1,100			1,328
661104	COMPUTER SUPPLIES					
666000	PRINTING/LITERATURE EXPENSE					
666102	PHOTOCOPIES EXPENSE	2,200	2,200	1,000	1,000	3,043
687102	COMPUTER-HARDWARE-AMORTIZATION	552	2,117	552		860
687108	FURNITURE AND FIXTURES	1,532	766			
709500	MISCELLANEOUS EXPENSE	500	500		1,000	
709502	DISCRETIONARY EXPENSE	10,000	10,000	10,000	10,000	10,658
708615	PASTORAL WORK	10,000	10,000	10,000	10,000	
708590	TASK FORCES EXPENSE			3,000	5,000	
708674	NATIONAL EXECUTIVE COUNCIL				500	
709504	PAST PRESIDENT'S EXEPENSE	5,000	5,000	5,000	5,000	7,293
708704	MISCELLANEOUS			1,000		1,398
612000	SALARIES	299,626	293,751	276,284	285,122	284,447
613000	BENEFITS - RETIREMENT	45,756	44,859	42,152	43,721	43,551
614100	BENEFITS - MEDICAL	37,436	36,702	8,700	16,845	19,755
615100	BENEFITS - FICA	5,850	5,735	5,232	5,084	5,115
614106	BENEFITS - WORKER-S COMP	2,996	2,937	2,763	2,851	1,969
614108	BENEFITS - SUPPLEMENTAL RETIRE					
EXPENSE Total		478,748	474,317	414,683	427,023	440,244
GRAND Total		465,748	461,317	400,683	413,023	439,519

Mission Resource Development: Revenue & Expenses

		2026 BUDGET	2025 BUDGET	2024 BUDGET	2023 BUDGET	2023 ACTUAL
REVENUE						
400032	TARGETED GIVING					
490018	INCOME FROM ENDOWMENTS/ANNUITY					(1,065)
400011	INCOME FROM MISSION/RESER/GRAN					
510049	HONORARIUM INCOME					
400042	UM UNDESIGNATED - WMS					
507000	MISCELLANEOUS INCOME					(1,750)
400094	OTHER CONTRIBUTION					
505012	WEB ADVERTISING					
REVENUE Total		-	-	-	-	(2,815)
EXPENSE						
704100	STAFF DEV - EXEC - TUITION			1,000		
612104	PER DIEM LABOR	1,000	1,000	1,000	1,000	
704102	STAFF DEV - SUPPORT - TUITION	1,000	1,000		1,000	
704104	STAFF DEV-EXEC-DUES,SUBS,BKS			3,000		4,795
704108	STAFF DEV - STAFF MEETING	500	500			
691100	TRAVEL - EXECUTIVE STAFF	15,000	15,000	25,000	26,000	38,110
691102	TRAVEL - SUPPORT STAFF	13,000	13,000	2,000	2,000	11,238
691110	TRAVEL - EXECUTIVE FIELD					
691114	TRAVEL-OTHER	1,000	1,000	1,000	2,000	1,621
667000	RESOURCES/BOOKS EXPENSE					
692000	CONFERENCES, CONVENTIONS, MEETINGS					5,000
664000	POSTAGE EXPENSE	5,000	5,000	3,000	12,000	4,328
663000	TELEPHONE-TOLLS, SPECIAL EXP.	3,500	3,500	5,000	5,000	4,335
661101	OFFICE SUPPLIES	1,000	1,000	1,000	1,500	4,266
661110	COMPUTER SOFTWARE PURCHASES	3,000	3,000		5,700	
663104	CELLULAR CHARGES	1,200	1,200	1,200	1,200	2,504
706100	WEB SITE DESIGN/MAINT	12,000	12,000	12,000	12,000	9,161
666000	PRINTING/LITERATURE EXPENSE	5,000	5,000	4,000	8,000	2,082
708515	MEDIA PRODUCT PRODUCTION	5,000	5,000	2,500	3,000	1,537
666102	PHOTOCOPIES EXPENSE	500	500	500	500	3,270
707000	ADVERTISING	2,500	2,500	1,750	3,500	650
707038	EVENT SPONSERSHIPS	10,000	10,000		5,000	98
687102	COMPUTER-HARDWARE-AMORTIZATION	2,017	2,017	2,267	2,008	1,542
709500	MISCELLANEOUS EXPENSE	2,500	2,500	500	500	779
709502	DISCRETIONARY EXPENSE	500	500	500	500	129
708504	BIENNIAL EXPENSE				15,000	15,101
624000	PROFESSIONAL FEE - OTHER					491
624106	CONSULTANCY FEE	5,000	5,000		15,000	
708544	CONTRACT WRITERS/EDITING	1,500	1,500	1,500	1,500	550
708588	TITHING SEMINARS EXPENSE			3,000	3,000	525
708596	MATERIAL-LOVE GIFT MATERIAL EX					7,618
708598	MATERIAL-UM RESOURCES	8,000	8,000	8,000	8,000	10,124
708600	NEWSLETTER EXPENSE	1,000	1,000	3,000	10,000	
624130	SERVICE CONTRACTS - OTHERS	10,000	10,000	10,000	10,000	15,300
612000	SALARIES	388,040	380,431	303,507	293,089	293,207
613000	BENEFITS - RETIREMENT	57,580	56,451	47,340	45,670	44,583
614100	BENEFITS - MEDICAL	40,268	39,478	20,843	53,895	41,640
615100	BENEFITS - FICA	26,818	26,292	15,006	14,186	13,206
614106	BENEFITS - WORKER-S COMP	3,880	3,804	3,035	2,889	621
EXPENSE Total		627,302	617,173	482,448	564,637	538,481
GRAND Total		627,302	617,173	482,448	564,637	535,666

Representative Process

		2026 BUDGET	2025 BUDGET	2024 BUDGET	2023 BUDGET	2023 ACTUAL
REVENUE						
400032	TARGETED GIVING					(1,024)
400011	INCOME FROM MISSION/RESER/GRAN					
400040	UM UNDESIGNATED - RP					
507000	MISCELLANEOUS INCOME					
400094	OTHER CONTRIBUTIONS					
510024	OFFERINGS REVENUE					
REVENUE Total		~	~	~	~	(1,024)
EXPENSE						
691114	TRAVEL~OTHER					1,566
666000	PRINTING/LITERATURE EXPENSE			1,500	1,500	
666102	PHOTOCOPIES EXPENSE	1,500	1,500	1,500	1,500	1,537
702100	INSURANCE - CONTENTS					
702106	INSURANCE - TRAVEL		~	2,000	2,000	
687102	COMPUTER-HARDWARE-AMORT	581	581	580		581
709500	MISCELLANEOUS EXPENSE	300	300	500	500	256
709502	DISCRETIONARY EXPENSE					254
623000	PROFESSIONAL FEE - LEGAL	25,000	25,000	25,000	30,000	27,497
709504	PAST PRESIDENT'S EXPENSE	3,500	3,500	3,500	3,500	
691120	PRESIDENT'S EXPENSE	11,000	11,000	11,000	11,000	6,883
691122	VICE PRESIDENT'S EXPENSE	3,500	3,500	3,500	3,500	
708618	BOARD EXPENSE	100,000	122,400	102,000	90,000	199,379
708620	BOARD ORIENTATION					
708622	BOARD EXECUTIVE COMM.	27,000	27,000	27,000	32,000	35,272
708624	PROGRAM EXECUTIVE COMM.					
708626	MISSION TABLE		40,000		40,000	41,750
708630	BIENNIAL PROGRAM COMM.	6,000	6,000	6,000	10,000	
708644	GEN SECRETARY SEARCH COMMITTEE				33,000	39,194
708648	TASK FORCE CONTINGENCY	7,500	7,500	7,500	7,500	7,863
708654	NAT LDRSHIP COUNCIL (GEC)	24,000	24,000	24,000	24,000	27,509
708666	NAT LDR COUN/COVENANT REVIEW			1,000	2,500	
709506	GEC EMPHASIS COORD. COMM					8,162
708668	REGIONAL EXEC. MINISTERS COUNC			1,500	2,000	
708670	REMC ORIENTATION				2,000	1,522
708672	AREA MINISTERS				2,000	
708678	CAUCUS ADMINISTRATION	64,000	64,000	64,000	64,000	64,000
EXPENSE Total		273,881	336,281	282,080	362,500	463,225
GRAND Total		13 273,881	336,281	282,080	362,500	462,201

2025 Biennial Mission Summit

Biennial

		2025 BUDGET	2023 BUDGET	2023 ACTUAL	2021 BUDGET	2021 ACTUAL
REVENUE						
400026	SPECIFICS			(3,100)		
400032	TARGETED GIVING	(38,000)	(11,500)	(1,460)	(2,000)	(6,360)
500020	REIMB. FOR HOTEL CHGS.			(330,976)		
507000	MISCELLANEOUS INCOME		(138,500)	(103,849)	(87,390)	(60,835)
400094	OTHER CONTRIBUTIONS	(9,922)	(62,725)	(119,167)		
425014	GRANTS BIENNIAL	(50,000)	(50,000)	(50,000)	(50,000)	(50,000)
505014	AD SPACE - PROGRAM BOOKLETS	(24,000)	(28,000)	(12,895)		
510012	DELEGATE REGISTRATION REVENUE	(106,250)	(66,525)	(64,548)	(62,500)	(36,200)
510014	VISITOR REGISTRATION REVENUE	(143,750)	(39,020)	(47,991)	(123,500)	(61,956)
510016	MEAL FUNCTIONS REVENUE		(100,000)	(113,192)		
510022	EXHIBITORS REVENUE	(15,000)	(17,025)	(25,296)	(21,800)	(5,420)
510024	OFFERINGS REVENUE	(12,000)	(8,000)		(5,000)	(7,708)
	OTHER A/V COSTS REIMBURSED	(20,000)				
	CVENT	(37,642)				
	PARTNER CONTRIBUTION	(62,275)				
510028	HOST REGISTRATION		(11,560)	(5,437)		
510030	CHILD/YOUTH REGISTRATION			(1,055)		
REVENUE Total		(518,839)	(532,855)	(878,966)	(352,190)	(228,479)
EXPENSE						
612104	PER DIEM LABOR	7,500		750	1,500	
691100	TRAVEL - EXEC STAFF			4,226	2,500	1,629
691114	TRAVEL - OTHER (PLENARY SPEAKERS)	3,000	2,800	3,412	3,000	185
664000	POSTAGE EXPENSE	4,500	2,400	5,573	2,000	2,160
665000	POSTAGE-MAILING PICKUP & DEL.	2,000			10,000	5,004
663100	TELEPHONE-INTERNET	4,870				
661101	OFFICE SUPPLIES	2,500	2,000	3,931	1,000	
661110	COMPUTER SOFTWARE PURCHASES	44,509	23,343	51,368	72,190	46,263
686100	COMP. HD/SFT. MAINT.			2,850		
706100	WEB SITE DESIGN/MAINT					2,854
666000	PRINTING/LITERATURE EXP.	8,500	8,500	4,140	10,000	9,419
708669	COPYRIGHT LICENSE EXP.		795	795	550	
708515	MEDIA PRODUCTION			400		
709500	MISCELLANEOUS EXPENSE	2,500	2,000	697	5,000	
708504	BIENNIAL EXP.					
708508	BANK CHARGES	5,000	28,888		12,000	
623000	PROFESSIONAL FEE - LEGAL				1,500	
624000	PROFESSIONAL FEE - OTHER	15,498	21,932	44,927	6,500	5,881
624104	TRAVEL & CONF PLANNING	50,000	25,000		25,000	25,000
624106	CONSULTANCY FEE	32,662			55,600	78,400
708518	MATERIALS FOR CONFEREES	7,000	1,500	3,691	3,500	1,410
682102	UTILITIES - ELEC.		10,000			
708592	MATERIAL PRINTING FOR RESALE		2,500			
708630	BIENNIAL PROG COMMITTEE	1,200	600		2,000	1,235
708680	MUSIC EXPENSE	18,256		3,845	4,000	1,807
708686	SOUND, LIGHTS, STAGING	148,000	135,000	240,575	112,850	100,413
708694	ABC OFFICE	2,000	2,000	2,275		
708708	HOSPITALITY/INFO	4,000	4,000	6,000		
708710	HOUSING		2,800	330,190	1,000	1,316
708714	REGISTRATION		5,000		3,000	
708718	RENTAL	52,892	65,625	88,098		
708720	TRANSLATION		15,000	10,969	2,500	800
708726	INSURANCE	3,000	2,000		1,000	1,425
708728	DECORATING	76,669	52,000	76,178	1,500	
	ENGAGE CONTRIBUTION	40,000				
708730	HONORARIUM EXPENSE	8,000	5,050	18,600	6,500	8,558
708734	MEALS		104,000	113,302		
708736	OFFERINGS DISTRIBUTED	12,000	8,000		5,000	7,708
708738	CHILD CARE/YOUTH CAMP	3,000	1,000			
708742	MARKETING AND PROMO	2,500			1,000	1,519
EXPENSE Total		561,556	533,733	1,016,792	352,190	302,984
GRAND Total		42,717	878	137,826	-	74,505